



SINCE 1896

REPORT

Intertek ETL SEMKO

3933 US ROUTE 11 CORTLAND, NEW YORK 13045

Order No. 3127463

Date: July 27, 2007

REPORT NO. 3127463CRT-001f

**IMPACT SOUND TRANSMISSION TEST AND
CLASSIFICATION OF ENGINEERED HARDWOOD
FLOORING OVER SOUND SHARK 6MM UNDERLAYMENT
OVER A WOODJOIST FLOOR/CEILING ASSEMBLY
WITH A 1½INCH THICK LIGHTWEIGHT CONCRETE TOPPING**

RENDERED TO:

**SOUND SEAL
50 H. P. ALMGREN DRIVE
AGAWAM, MA 01001**

INTRODUCTION

This report gives the results of an Impact Sound Transmission test and the determination of the Impact Insulation Class of Engineered Hardwood Flooring over Sound Shark 6mm Underlayment. The underlayment was selected and supplied by the client and received at the laboratories on July 2, 2007. The underlayment appeared to be in a new, unused condition.

AUTHORIZATION

Signed Intertek Quotation No. 500038104.

TEST METHOD

The floor system was tested in general accordance with the American Society for Testing and Materials designation ASTM E492-04, "Standard Test Method for Laboratory Measurement of Impact Sound Transmission Through Floor-Ceiling Assemblies Using the Tapping Machine". It was classified in accordance with ASTM E989-89 (Re-approved 1999), entitled, "Standard Classification for Determination of Impact Insulation Class (IIC)".

An independent organization testing for safety, performance, and certification.

This report is for the exclusive use of Intertek's Client and is provided pursuant to the agreement between Intertek and its Client. Intertek's responsibility and liability are limited to the terms and conditions of the agreement. Intertek assumes no liability to any party, other than to the Client in accordance with the agreement, for any loss, expense or damage occasioned by the use of this report. Only the Client is authorized to copy or distribute this report and then only in its entirety. Any use of the Intertek name or one of its marks for the sale or advertisement of the tested material, product or service must first be approved in writing by Intertek. The observations and test results in this report are relevant only to the sample tested. This report by itself does not imply that the material, product, or service is or has ever been under an Intertek certification program. Measurement uncertainty budgets have been determined for applicable test methods and are available upon request.

GENERAL

The test method is designed to measure the impact sound transmission performance of a floor-ceiling assembly, in a controlled laboratory environment. A standard tapping machine (Bruel & Kjaer Type 3207) was placed at four positions on a test floor that forms the horizontal separation between two rooms, one directly above the other. The data obtained was normalized to a reference room absorption of 10 square meters in accordance with the test method.

The standard also prescribes a single-figure classification rating called "Impact Insulation Class, IIC" which can be used by architects, builders and code authorities for acoustical design purposes in building construction.

The IIC is obtained by matching a standard reference contour to the plotted normalized one-third octave band sound pressure levels at each test frequency. The greater the IIC rating, the lower the impact sound transmission through the floor-ceiling assembly.

DESCRIPTION OF THE FLOOR/CEILING ASSEMBLY

The test floor is a 100 sq. ft. opening that forms the horizontal separation of the two rooms, one directly above the other. The structural members are open webbed wood floor trusses, 16 inches deep installed 24 inches on center. The sub flooring is 5/8 inch thick tongue and groove plywood. The bridging is a continuous 2 x 4 nailed to the bottom chord and the sides of the diagonals with 2 inch long nails. Single leaf RC-1 resilient channels (2½ inch x ½ inch) were spaced 16 inches on center and attached to the bottom chord by screws. The insulation is 5½ inches cellulose with a density of 1.6 pcf. The ceiling is gypsum board, 5/8 inches thick, with the long edges located between the joists perpendicular to the resilient channels. Short edges are staggered by 4 ft. Sheets are fastened to the resilient channels by means of 1½ inch screws located ½ inch away from the edge and 3 inches from the long edges; screws are spaced 6 inches on center. Joints are taped and finished with two layers of compound.

The topping over the tongue and groove plywood sub-floor is 1½ inches of lightweight concrete.

DESCRIPTION OF TEST SPECIMEN

The test specimen consisted of 3/8 inch thick Engineered Hardwood Flooring over Sound Shark 6mm thick recycled rubber underlayment laid on the concrete floor.

RESULTS OF TEST

The data obtained in the room below the panel normalized to $A_0 = 10$ square meters, is as follows:

<u>1/3 Octave Band Center Frequency Hertz</u>	<u>1/3 Octave Band Sound Pressure Level dB re 0.0002 Microbar</u>
100	63
125	59
160	58
200	61
250	57
315	54
400	55
500	53
630	48
800	42
1000	33
1250	28
1600	27
2000	27
2500	28
3150	22
Impact Insulation Class (IIC)	57

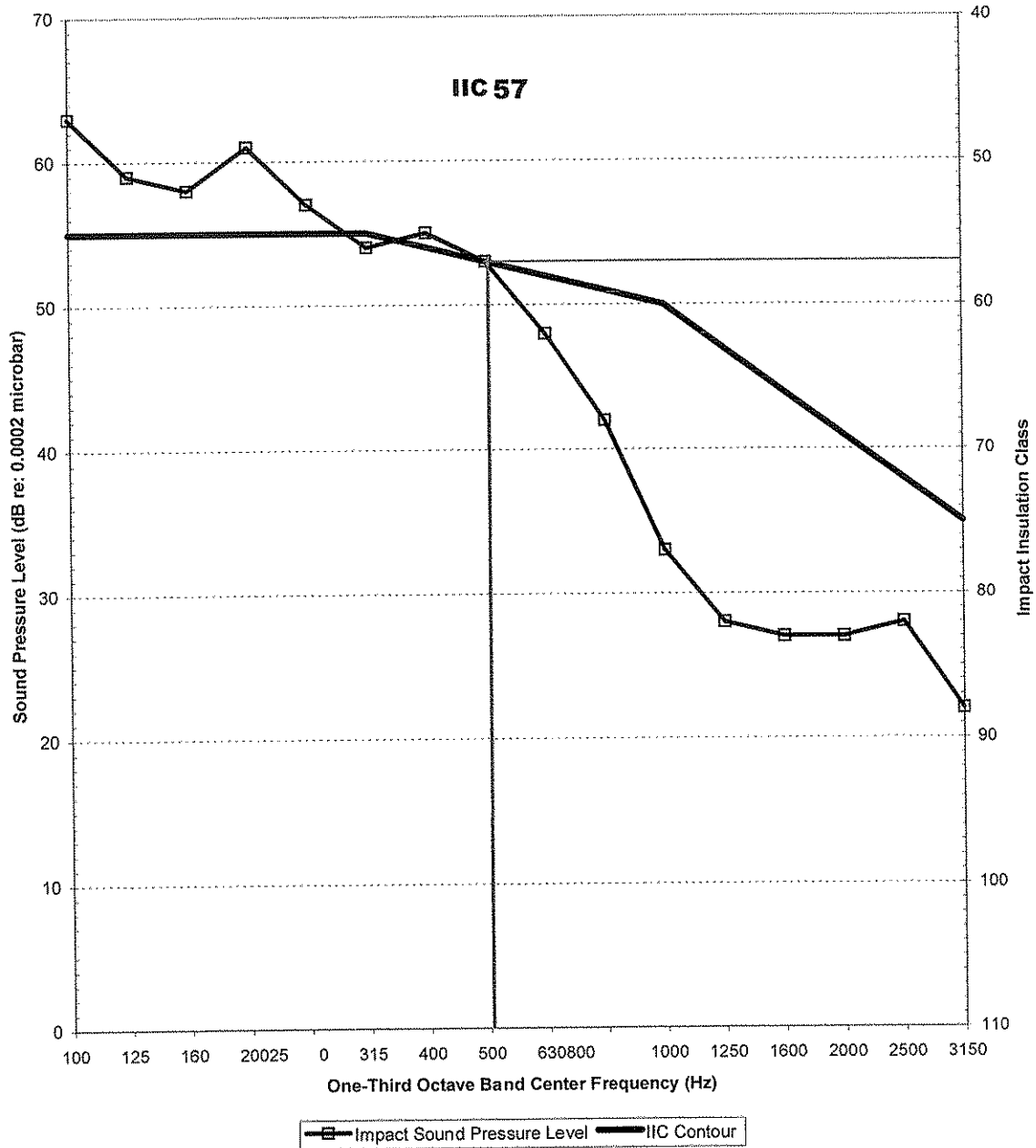
PRECISION

The 95% uncertainty level for each tapping machine location is less than 3 dB for the 1/3 octave bands centered in the range from 100 to 400 Hz and less than 2.5 dB for the bands centered in the range from 500 to 3150 Hz.

For the floor/ceiling construction, the 95% uncertainty limits (ΔL_n) for the normalized sound pressure levels were determined to be less than 2 dB for the 1/3 octave bands centered in the range from 100 to 3150 Hz.

**ENGINEERED HARDWOOD FLOORING OVER
SOUND SHARK 6MM UNDERLAYMENT INSTALLED OVER A
WOOD JOIST FLOOR/CEILING ASSEMBLY WITH A 1½
INCH THICK LIGHTWEIGHT CONCRETE TOPPING**

Impact Insulation Class



SOUND SEAL

REMARKS


- 1. Curing Period: None
- 2. Ambient Temperature: 75°F
- 3. Relative Humidity: 47%

CONCLUSION


The test method employed for this test has no pass-fail criteria; therefore, the evaluation of the test results is left to the discretion of the client.

Date of Test: July 26, 2007

Report Approved by:


for Patrick J. Schoof
Engineering Team Leader
Acoustical Testing

Report Reviewed By:


James R. Kline
Engineer/Quality Supervisor
Acoustical Testing

Attachments: None